

View the complete version: [I give up.](#)

Posted by: madison
Date: 12-02-2010 21:01:54


I can't get my truck running. ECU 100% ok but still can't get it to work.
Sod it, I am gonna sell it - spares or repair

1994 3L Auto - What do you think I will get?

Posted by: Bushwhacker
Date: 12-02-2010 21:04:11

Whats wrong with it?

Posted by: madison
Date: 12-02-2010 21:06:27

 Bushwhacker wrote:
Whats wrong with it?

[Broken down.](#)

Posted by: That_Ruddy_Squirrel
Date: 12-02-2010 21:06:39


Cross Vince's palm with silver and he will make it into a BEAST :devilish:

Posted by: Bio Hazard
Date: 12-02-2010 21:07:22

not alotunder a grand , stormy will give you a fair price i would think ,

more importantly.... whats not happening ??


Posted by: madison
Date: 12-02-2010 21:14:54

 Bio Hazard wrote:
not alotunder a grand , stormy will give you a fair price i would think ,

more importantly.... whats not happening ??

It will not start. The fuel is not getting to the filter i think. Electrical problem we think.

Posted by: madison
Date: 12-02-2010 21:15:57

 That_Ruddy_Squirrel wrote:
Cross Vince's palm with silver and he will make it into a BEAST :devilish:

Sorry i do not know any ones name. Vince?

Posted by: Bushwhacker
Date: 12-02-2010 21:17:35

There's a small gauze filter on the actual pump on the 3.0, maybe that is clogged and the pump can't draw the fuel through from the tank.


Posted by: Bio Hazard
Date: 12-02-2010 21:18:57

have you checked the fuel tank breather is not blocked and replaced the fuel filter housing??

Posted by: madison
Date: 12-02-2010 21:20:20

I only just serviced it two weeks before.

Posted by: Bushwhacker
Date: 12-02-2010 21:22:30


 madison wrote:


I only just serviced it two weeks before.

I am not in any way questioning your mechanical aptitude, but did you re-fit the hoses onto the filter housing the right way 'round?

(Thats assuming you removed them of course)

Posted by: That_Ruddy_Squirrel
Date: 12-02-2010 21:24:27

 madison wrote:

 That_Ruddy_Squirrel wrote:


Cross Vince's palm with silver and he will make it into a BEAST :devilish:

Sorry i do not know any ones name. Vince?

Vince is Bushwhacker

He who makes Lexsurfs :tempt: :tempt: :worship:

Posted by: madison
Date: 12-02-2010 21:25:52

 Bushwhacker wrote:

 madison wrote:

I only just serviced it two weeks before.

I am not in any way questioning your mechanical aptitude, but did you re-fit the hoses onto the filter housing the right way 'round?

(That's assuming you removed them of course)

Yes i am a prat when it comes to mechanical things . It was running fine for two weeks after i did the filter.

Posted by: Bio Hazard
Date: 12-02-2010 21:25:54

Also the diaphragm /seal in the filter housing can go at any time also if there the filter is not tight enough it will drag in air with will cause problems

Posted by: madison
Date: 12-02-2010 21:31:22

 Bio Hazard wrote:

Also the diaphragm /seal in the filter housing can go at any time also if there the filter is not tight enough it will drag in air with will cause problems

When i pushed the top of the filter it did not seem to go hard like when i first changed it. But i thought it was because there was no fuel in there. Also the glow plugs sine on the dash stop coming on when it Brock down.

Posted by: stormforce
Date: 12-02-2010 21:41:36

it will certainly be the primer at fault.If its any help i am going to Wrexham N wales next weekend i can take a primer up with me and a 3.0l ecu if you aren't to far away from there or i can post one if needed

Posted by: madison
Date: 12-02-2010 21:48:33

 stormforce wrote:

it will certainly be the primer at fault.If its any help i am going to Wrexham N wales next weekend i can take a primer up with me and a 3.0l ecu if you aren't to far away from there or i can post one if needed


thanks for the offer.

The ecu as been checked and it is OK. The fuel is not getting to the primer so I am not sure it is broken or not?

Posted by: stormforce
Date: 12-02-2010 21:51:38

you will be looking at a max of £600 basically for a non runner
If you need a primer let me know and i'll send one up Monday for you.£15 delivered


Posted by: madison
Date: 12-02-2010 23:03:22


 sledge wrote:


did you bleed the fuel injectors?????

NO

Posted by: madison
Date: 12-02-2010 23:28:18

 sledge wrote:

 madison wrote:

 sledge wrote:

did you bleed the fuel injectors?????

NO


that could be a prob as well then crack the injectors. i would say pump the primer but if it don't work then just turn it over a few times on each one. once you got fuel tighten it bk up.

OK I will have a look see when some one shows me were they are. I have ordered a manual.

Posted by: Bio Hazard
Date: 12-02-2010 23:44:19

Be careful as it is easy to damage the leak off rail

Posted by: Matt
Date: 13-02-2010 03:00:25

 madison wrote:


OK I will have a look see when some one shows me were they are. I have ordered a manual.

<http://daemon4x4.org/tech/hiluxsurf/info/manuals/1KZ-TE>

Posted by: surfenstein
Date: 13-02-2010 10:14:09

check the 80amp glow plug fuse has not blown,then remove the tank breather and clean it,remove feed hose to filter head and blow down it,preferably with an air line.did you refill the fuel filter with fuel before you fitted it back on????

Posted by: madison
Date: 13-02-2010 17:33:33

 surfenstein wrote:

check the 80amp glow plug fuse has not blown,then remove the tank breather and clean it,remove feed hose to filter head and blow down it,preferably with an air line.did you refill the fuel filter with fuel before you fitted it back on????

I did the filter about two weeks before in broke down. No i did not fill it with fuel. Fuse is ok.
thank you all for your help.
If i was to sell i would want £800.